



Americas



Market Information and Forecasts

Largest Staffing Firms in the United States

2023 Update

June 5, 2023

Kevin Chen, Research Analyst, kevin.chen@staffingindustry.com

Timothy Landhuis, VP of Research, tlandhuis@staffingindustry.com

Largest Staffing Firms in the United States: 2023 Update

Introduction:

- This report highlights 251 companies that generated at least \$100 million in US staffing revenue in 2022. Added together, these firms generated \$168.8 billion in such revenue, making up 77.2% of the market by our estimates. The full list of companies appears starting on page 6.
- We define “staffing” revenue as revenue generated from the provision of temporary workers to business clients, as well as from “place & search” services (direct hire/permanent placement and retained search.) We also include revenue from “temp-to-hire” conversions.
- We have ranked companies by revenue, according to industry custom, but this ranking should not be taken to imply that a firm with a higher rank provides better service or more value to its shareholders.
- Staffing firms varied in degree of financial transparency, and even when forthcoming with information, in some cases data provided was adjusted for greater accuracy and consistency. Therefore, for all firms listed in this report, the revenue figure shown represents an estimate by Staffing Industry Analysts.
- Overall, we believe that this list is accurate and can be used appropriately to get a “big picture” reading of the US staffing industry landscape. However, as transparency and availability of information from staffing companies can vary from one year to the next, this year’s estimates may not be comparable to those of previous years in all cases. For that reason, we did not display prior year revenue estimates in this report.
- Additional details on the methodology of this report are provided on page 19.

This represents the 28th annual report on the largest staffing firms in the US, produced by Staffing Industry Analysts. All of the companies listed were invited to provide their revenue numbers via online survey in February and March 2023. For firms that did not participate in the survey, revenue estimates were based on company reports, company websites and other sources. Our lists are of strong interest to staffing buyers, and we hope those listed will benefit from the increased buyer awareness. Firms not on this list that feel they should have been included are encouraged to contact Staffing Industry Analysts, as we will be releasing a follow-up briefing for any late additions. Many thanks to the staffing firms who offered their encouragement and assistance in this year's report process.

Observations on the Largest Staffing Firms in the United States (1/3)

- The 251 staffing firms identified in this report represents a record number that have achieved \$100 million or more in scale. For comparison, [last year's report](#) regarding 2021 revenue identified 225 staffing firms and our report regarding 2010 revenue identified 98 staffing firms of such scale. Furthermore, the firms listed in this report generated \$168.8 billion in US staffing revenue, compared to \$134.9 billion in last year's report. For more insight on the growth of the US staffing industry over time, see our most recent [US Staffing Industry Forecast report](#).
- The US staffing industry continues to be a fragmented industry with many competitors. The largest firm in the US market, Allegis Group, held 5.2% of the market last year while the combined 251 companies in this report represented 77.2% of the market. Aya Healthcare and Randstad were the second and third largest firms, accounting for 5.1% and 2.5% market share, respectively.
- Among the companies in this report, healthcare temporary staffing was the largest revenue segment for 75 firms (30% of the total 251 listed), IT for 70 firms (28%), and industrial for 62 firms (25%). In contrast, office/clerical temporary staffing was the largest segment for 7 firms (3%), a low number of companies given the size of the segment. The remaining firms noted the following segment as their largest: retained search (10 firms, 4%) engineering (8 firms, 3%), finance/accounting (5 firms, 2%), direct hire (4 firms, 2%), life sciences (3 firms, 1%), marketing/creative (3 firms, 1%), legal (3 firms, 1%), and education (1 firm, <1%).
- For a further breakdown of the 75 staffing firms with healthcare staffing as their largest skill segment, 52 firms (69%) offered travel nursing as their largest segment, followed by per diem nursing (9 firms, 12%), locum tenens (7 firms, 9%), and allied healthcare (7 firms, 9%).
- 34 staffing firms generated \$1 billion or more in US staffing revenue last year. Added together, these companies generated \$102.0 billion in such revenue, comprising almost half (46.6%) of the US staffing industry.

Observations on the Largest Staffing Firms in the United States (2/3)

- 34 firms are included in this year's report that did not appear in last year's version. 12 of the new firms (35%) offered travel nursing as their largest segment, reflecting the continued growth the segment experienced in 2022. The remaining firms noted the following segment as their largest: IT (8 firms, 24%), industrial (4 firms, 12%), retained search (4 firms, 12%), direct hire (2 firms, 6%), locum tenens (2 firms, 6%), per diem (1 firm, 3%), and office/clerical (1 firm, 3%).
- The 34 new additions to this year's list are: Advantis Global, Allied Resources Medical Staffing, American Medical Staffing, ASK Consulting, Barton & Associates, Diversified Search, DRW & MSI Group, FlexTrades, Focus Staff, GDH Consulting, GrapeTree Medical Staffing, Healthcare Staffing Professionals, Highview Healthcare Partners, IDR, Indotronix Avani, INSPYR Solutions, Job.com, Jobandtalent, KPG Healthcare, LGC Associates, Minute Men, Mondo, Nurses 24/7, PageGroup, Prime Time Healthcare, PRN Healthcare, StaffDNA, Starfish Partners, Summit Medical Staffing, Superbeo, Triple Crown Consulting, True Search, WittKieffer, and ZRG Partners.
- In terms of the US corporate headquarter locations for the 251 firms in this report, California is home to 23 firms, followed by Georgia (22), New Jersey (21), Florida (20), and New York (19). Texas and Illinois are each home to 15 companies, Massachusetts is home to 12 firms, Pennsylvania is home to 11 firms, and Ohio and Nebraska are each home to 10 firms.
- To our knowledge, at least 16 companies (6% of the total list) on this year's list are owned by entities based outside of the United States. These firms are Randstad Holding, Adecco, Recruit, Favorite Healthcare Staffing (Acacium Group), NES Fircroft, Jobandtalent, Impellam Group, Specialist Staffing Group (Sthree plc), The Peoplelink Group (Groupe CRIT), Egon Zehnder, PROMAN Staffing, Mitsui (Delta & Accountable Healthcare), Hays, Harvey Nash (Nash Squared), PageGroup, and ICON Strategic Solutions (ICON plc).

Observations on the Largest Staffing Firms in the United States (3/3)

- 26 companies (10% of the total list) in this year's report are either publicly traded or owned by a parent company that is publicly traded.
- Among the 15 largest companies, eight are publicly traded and seven are privately owned. The eight publicly traded firms among this group are Randstad Holding, AMN Healthcare Services, Robert Half International, Adecco, ManpowerGroup, ASGN, Kelly Services, and Cross Country Healthcare. The seven privately held firms among this group are Allegis Group, Aya Healthcare, Express Employment Professionals, Medical Solutions, Insight Global, EmployBridge Holding Company, and Maxim Healthcare Staffing.
- Regarding [M&A activity](#), deals involving firms on the list acquiring other firms on the list remained elevated in 2022:
 - In 1Q22, Alliant Staffing¹ was acquired by PRN Healthcare, InStaff (division of BGSF) was acquired by Jobandtalent, and Matrix Resources was acquired by Motion Recruitment.
 - In 2Q22, AKKA Technologies (parent of PDS Tech) was acquired by Adecco, Volt Information Sciences was acquired by Vega Consulting (division of ACS Solutions), and Vista Staffing was acquired by Ingenovis Health.
 - In 4Q22, Host Healthcare was acquired by Medical Solutions, MWIDM was acquired by Superbeo, and Springboard Healthcare¹ was acquired by Ingenovis Health.
- Following a robust M&A market in 2022, a few large transactions have occurred so far this year:
 - In 1Q23, Salo was acquired by Korn Ferry.
 - In 2Q23, LRS Healthcare was acquired by Jackson Healthcare and PeopleShare was acquired by PROMAN Staffing.
- The full list of 251 firms can be found starting on the next page.

¹Alliant Staffing and Springboard Healthcare were not included on last year's Largest Staffing Firms in the US list but would have qualified based on 2021 staffing revenue.

Largest Staffing Firms in the United States: 2023 Update

Ranked by estimated 2022 US staffing revenue

Rank	Company	2022 US Staffing Revenue (\$million)	Market Share	Largest segment(s)	Headquarters	
1	Allegis Group	11,358	5.2%	IT, Industrial, Office/clerical	Hanover	MD
2	Aya Healthcare	11,212	5.1%	Travel nurse, Allied healthcare	San Diego	CA
3	Randstad Holding	5,367	2.5%	Industrial, IT, Office/clerical	Atlanta	GA
4	AMN Healthcare Services	4,642	2.1%	Travel nurse, Allied healthcare	Dallas	TX
5	Express Employment Professionals	4,333	2.0%	Industrial, Office/clerical	Oklahoma City	OK
6	Robert Half International	4,129	1.9%	Finance/accounting, IT, Office/clerical	Menlo Park	CA
7	Medical Solutions¹	3,959	1.8%	Travel nurse, Allied healthcare	Omaha	NE
8	Insight Global	3,810	1.7%	IT, Finance/accounting, Engineering	Atlanta	GA
9	Employbridge Holding Company²	3,799	1.7%	Industrial, Office/clerical	Atlanta	GA
10	Adecco³	3,715	1.7%	Industrial, IT, Office/clerical	Zurich	CHE
11	ManpowerGroup	3,513	1.6%	IT, Industrial, Office/clerical	Milwaukee	WI
12	ASGN	3,390	1.5%	IT, Marketing/creative, Life sciences	Richmond	VA
13	Kelly Services	3,338	1.5%	Industrial, Education, Engineering	Troy	MI
14	Maxim Healthcare Staffing	3,300	1.5%	Travel nurse, Allied healthcare	Columbia	MD
15	Cross Country Healthcare⁴	2,807	1.3%	Travel nurse, Allied healthcare	Boca Raton	FL
16	CHG Healthcare Services	2,775	1.3%	Locum tenens, Travel nurse	Midvale	UT
17	ACS Solutions (American CyberSystems)⁵	2,735	1.3%	IT, Industrial	Atlanta	GA
18	Jackson Healthcare⁶	2,218	1.0%	Locum tenens, Travel nurse	Alpharetta	GA
19	Ingenovis Health⁷	1,961	0.9%	Travel nurse, Allied healthcare	Greenwood Village	CO
20	Recruit	1,923	0.9%	Industrial, IT, Office/clerical	Tokyo	JPN

1. Includes revenue from acquisition of Host Healthcare in 4Q22.

2. Includes revenue from acquisition of Bluecrew in 4Q22.

3. Includes revenue from acquisition of AKKA in 1Q22.

4. Includes revenue from multiple acquisitions in 2022.

5. Includes revenue from acquisition of Volt Information Sciences in 2Q22.

6. Does not include revenue from acquisition of LRS Healthcare in 2Q23.

7. Includes revenue from multiple acquisitions in 2022.

The revenue figures above represent SIA's best estimation based on available information at the time of publication. The accuracy of estimates may vary depending on multiple factors, including firms' willingness to provide or confirm information about their operations.

Largest Staffing Firms in the United States: 2023 Update

Ranked by estimated 2022 US staffing revenue

Rank	Company	2022 US Staffing Revenue (\$million)	Market Share	Largest segment(s)	Headquarters	
21	TrueBlue	1,893	0.9%	Industrial	Tacoma	WA
22	ProLink	1,745	0.8%	Travel nurse, Allied healthcare	Cincinnati	OH
23	Kforce	1,711	0.8%	IT, Finance/accounting	Tampa	FL
24	Favorite Healthcare Staffing (Acacium Group)	1,641	0.8%	Travel nurse, Allied healthcare	Overland Park	KS
25	Triage Staffing	1,163	0.5%	Travel nurse, Allied healthcare	Omaha	NE
26	Dexian ⁸	1,149	0.5%	IT, Finance/accounting	McLean	VA
27	Beacon Hill Staffing Group	1,129	0.5%	IT, Office/clerical	Boston	MA
28	System One	1,123	0.5%	Engineering, Marketing/creative	Pittsburgh	PA
29	HealthTrust Workforce Solutions (HCA)	1,053	0.5%	Per diem nurse, Travel nurse	Sunrise	FL
30	Fusion Medical Staffing	1,041	0.5%	Travel nurse	Omaha	NE
31	ActOne Group	1,025	0.5%	Office/clerical, IT	Torrance	CA
31	FlexCare Medical Staffing	1,025	0.5%	Travel nurse, Allied healthcare	Roseville	CA
33	Addison Group ⁹	1,015	0.5%	IT, Finance/accounting	Chicago	IL
34	SnapNurse	1,010	0.5%	Travel nurse	Atlanta	GA
35	Pride Global	997	0.5%	Per diem nurse, Office/clerical	New York	NY
36	Travel Nurse Across America	986	0.5%	Travel nurse	North Little Rock	AR
37	Elwood Staffing ¹⁰	949	0.4%	Industrial	Columbus	IN
38	Soliant	946	0.4%	Allied healthcare, Travel nurse	Peachtree Corners	GA
39	IDC Technologies/Lyneer	913	0.4%	IT, Industrial	Milpitas	CA
40	Vaco ¹¹	888	0.4%	IT, Finance/accounting	Brentwood	TN

8. Rebranded from DISYS in 2Q23.

9. Includes revenue from acquisition of Harmony Healthcare in 3Q22.

10. Does not include revenue from multiple acquisitions in 2023.

11. Includes revenue from acquisition of BVOH in 4Q22.

The revenue figures above represent SIA's best estimation based on available information at the time of publication. The accuracy of estimates may vary depending on multiple factors, including firms' willingness to provide or confirm information about their operations.

Largest Staffing Firms in the United States: 2023 Update

Ranked by estimated 2022 US staffing revenue

Rank	Company	2022 US Staffing Revenue (\$million)	Market Share	Largest segment(s)	Headquarters	
41	Artech	852	0.4%	IT	Morristown	NJ
42	Workrise	800	0.4%	Industrial	Austin	TX
43	Partners Personnel	798	0.4%	Industrial	Santa Barbara	CA
44	Supplemental Health Care	796	0.4%	Travel nurse, Allied healthcare	Salt Lake City	UT
45	The Onin Group	782	0.4%	Industrial	Birmingham	AL
46	Korn Ferry ¹²	780	0.4%	Retained search	Los Angeles	CA
47	NES Fircroft	768	0.4%	Engineering	Altrincham	GBR
48	Health Carousel	748	0.3%	Travel nurse, International nurse	Cincinnati	OH
49	The Judge Group	742	0.3%	IT, Allied healthcare	Wayne	PA
50	Tradesmen International	725	0.3%	Industrial	Cleveland	OH
51	Yoh	692	0.3%	IT, Engineering	Philadelphia	PA
52	LRS Healthcare ¹³	640	0.3%	Travel nurse, Allied healthcare	Omaha	NE
52	Trusted Health	640	0.3%	Travel nurse	San Francisco	CA
54	Epic Staffing Group	632	0.3%	Allied healthcare, Travel nurse	El Segundo	CA
55	Surge Staffing	628	0.3%	Industrial	Columbus	OH
56	Rose International	623	0.3%	IT, Office/clerical	Chesterfield	MO
57	Eliassen Group	606	0.3%	IT	Reading	MA
58	The Planet Group	595	0.3%	IT, Life sciences	Chicago	IL
59	ALKU	589	0.3%	IT, Life sciences	Andover	MA
59	Compunnel Software Group	589	0.3%	IT, Office/clerical	Plainsboro	NJ

12. Includes revenue from multiple acquisitions in 2022. Does not include revenue from acquisition of Salo in 1Q23.

13. Acquired by Jackson Healthcare in 2Q23.

The revenue figures above represent SIA's best estimation based on available information at the time of publication. The accuracy of estimates may vary depending on multiple factors, including firms' willingness to provide or confirm information about their operations.

Largest Staffing Firms in the United States: 2023 Update

Ranked by estimated 2022 US staffing revenue

Rank	Company	2022 US Staffing Revenue (\$million)	Market Share	Largest segment(s)	Headquarters	
61	Motion Recruitment ¹⁴	581	0.3%	IT	Boston	MA
62	Nomad Health	551	0.3%	Travel nurse	New York	NY
63	IntelyCare	546	0.2%	Per diem nurse	Quincy	MA
64	Loyal Source	542	0.2%	Allied healthcare, Travel nurse	Orlando	FL
65	US Tech Solutions	538	0.2%	IT, Engineering	Jersey City	NJ
66	ESS (Education Solutions Services)	515	0.2%	Education	Cherry Hill	NJ
67	Heidrick & Struggles	504	0.2%	Retained search	Chicago	IL
68	Oxford Global Resources	487	0.2%	IT, Life sciences	Beverly	MA
69	Pyramid Consulting	485	0.2%	IT	Alpharetta	GA
70	Tandym Group ¹⁵	484	0.2%	IT, Locum tenens	New York	NY
71	Spencer Stuart	480	0.2%	Retained search	Chicago	IL
72	GHR Healthcare ¹⁶	478	0.2%	Travel nurse, Allied healthcare	Plymouth Meeting	PA
73	HireQuest ¹⁷	472	0.2%	Industrial	Goose Creek	SC
74	Aquent	470	0.2%	Marketing/creative	Boston	MA
75	Next Level Business Services	459	0.2%	IT	Alpharetta	GA
76	Medix	456	0.2%	Allied healthcare, Office/clerical	Chicago	IL
77	Nesco Resource	450	0.2%	Industrial, Engineering	Mayfield Heights	OH
78	Pinnacle Group	445	0.2%	IT, Office/clerical	Dallas	TX
79	MedPro Healthcare Staffing	436	0.2%	Travel nurse, Allied healthcare	Sunrise	FL
80	MAU Workforce Solutions	433	0.2%	Industrial	Augusta	GA

14. Includes revenue from acquisition of Matrix Resources in 1Q22.

15. Includes revenue from multiple acquisitions in 2022.

16. Includes revenue from acquisition of Meleeo in 3Q22.

17. Includes revenue from multiple acquisitions in 2022.

The revenue figures above represent SIA's best estimation based on available information at the time of publication. The accuracy of estimates may vary depending on multiple factors, including firms' willingness to provide or confirm information about their operations.

Largest Staffing Firms in the United States: 2023 Update

Ranked by estimated 2022 US staffing revenue

Rank	Company	2022 US Staffing Revenue (\$million)	Market Share	Largest segment(s)	Headquarters	
81	Roth Staffing Companies	425	0.2%	Office/clerical, Direct hire	Orange	CA
82	Specialist Staffing Group (SThree plc)	420	0.2%	Life sciences, Engineering	Houston	TX
83	Malone Workforce Solutions	411	0.2%	Industrial, Travel nurse	Louisville	KY
84	Prime Time Healthcare	406	0.2%	Travel nurse	Omaha	NE
85	22nd Century Technologies	405	0.2%	IT, Office/clerical	McLean	VA
85	Collabera	405	0.2%	IT	Basking Ridge	NJ
87	Mindlance	401	0.2%	IT, Life sciences	Union	NJ
88	Axiom	400	0.2%	Legal	New York	NY
89	Aleron Group	396	0.2%	Engineering, IT	Buffalo	NY
90	Mitsui (Delta & Accountable Healthcare)	390	0.2%	Per diem nurse, Travel nurse	Boca Raton	FL
91	Atlas MedStaff	381	0.2%	Travel nurse	Omaha	NE
92	Acro Service Corporation	377	0.2%	IT, Engineering	Livonia	MI
93	AtWork Group	373	0.2%	Industrial	Knoxville	TN
94	CoWorx Staffing Services	366	0.2%	Industrial	Morristown	NJ
95	Airswift	363	0.2%	Engineering	Houston	TX
96	OneStaff Medical	359	0.2%	Travel nurse	Omaha	NE
97	24 Seven	358	0.2%	Marketing/creative	Melville	NY
98	GQR Global Markets	352	0.2%	Travel nurse	Marina del Rey	CA
99	eTeam	351	0.2%	IT, Engineering	Somerset	NJ
100	Chartwell Staffing Solutions	350	0.2%	Industrial	Lancaster	PA

The revenue figures above represent SIA's best estimation based on available information at the time of publication. The accuracy of estimates may vary depending on multiple factors, including firms' willingness to provide or confirm information about their operations.

Largest Staffing Firms in the United States: 2023 Update

Ranked by estimated 2022 US staffing revenue

Rank	Company	2022 US Staffing Revenue (\$million)	Market Share	Largest segment(s)	Headquarters	
101	Jobandtalent¹⁸	345	0.2%	Industrial	Madrid	ESP
102	Hospitality Staffing Solutions	339	0.2%	Industrial	Atlanta	GA
102	PRN Healthcare¹⁹	339	0.2%	Travel nurse	Appleton	WI
104	Solomon Page Group	334	0.2%	Marketing/creative, Life sciences	New York	NY
105	Pacer Staffing	332	0.2%	IT	Philadelphia	PA
106	PrideStaff	327	0.1%	Industrial, Office/clerical	Fresno	CA
107	Gifted Healthcare	323	0.1%	Travel nurse	Metairie	LA
107	Labor Finders	323	0.1%	Industrial	Palm Beach Gardens	FL
109	Russell Reynolds Associates	320	0.1%	Retained search	New York	NY
110	AB Staffing Solutions	318	0.1%	Travel nurse	Gilbert	AZ
111	AHSG	315	0.1%	Travel nurse	Edmond	OK
111	TRS Healthcare	315	0.1%	Travel nurse	Tontitown	AR
113	Trillium Staffing	314	0.1%	Industrial	Kalamazoo	MI
114	Accurate Personnel	312	0.1%	Industrial	Schaumburg	IL
115	Gale Healthcare Solutions	305	0.1%	Per diem nurse	Tampa	FL
115	NuWest Group	305	0.1%	Travel nurse	Bellevue	WA
117	Barton & Associates	300	0.1%	Locum tenens	Peabody	MA
117	Mitchell Martin²⁰	300	0.1%	IT	New York	NY
119	CorTech	297	0.1%	Industrial	Atlanta	GA
120	BHI Energy Staffing Solutions Group	294	0.1%	Engineering, Industrial	Weymouth	MA

18. Includes revenue from multiple acquisitions in 2022.

19. Includes revenue from acquisition of Alliant Staffing in 1Q22.

20. Includes revenue from multiple acquisitions in 2022.

The revenue figures above represent SIA's best estimation based on available information at the time of publication. The accuracy of estimates may vary depending on multiple factors, including firms' willingness to provide or confirm information about their operations.

Largest Staffing Firms in the United States: 2023 Update

Ranked by estimated 2022 US staffing revenue

Rank	Company	2022 US Staffing Revenue (\$million)	Market Share	Largest segment(s)	Headquarters	
121	BGSF ²¹	292	0.1%	IT	Plano	TX
122	InGenesis	290	0.1%	Travel nurse	San Antonio	TX
123	QPS Employment Group	289	0.1%	Industrial	Brookfield	WI
124	Impellam Group	283	0.1%	IT, Engineering	Atlanta	GA
125	The Peoplelink Group (Groupe CRIT)	282	0.1%	Industrial	South Bend	IN
126	Stability Healthcare	278	0.1%	Travel nurse	Pasadena	CA
127	Titan Medical Group	277	0.1%	Travel nurse, Allied healthcare	Omaha	NE
128	CareerStaff Unlimited (Genesis HealthCare)	275	0.1%	Per diem nurse, Travel nurse	Dallas	TX
129	Strategic Staffing Solutions	267	0.1%	IT	Detroit	MI
130	Full Steam Staffing	263	0.1%	Industrial	Fair Lawn	NJ
131	Medicus Healthcare Solutions	260	0.1%	Locum tenens	Windham	NH
132	Aequor Healthcare	258	0.1%	Travel nurse	Piscataway	NJ
132	Midway Staffing	258	0.1%	Industrial	Hillside	IL
132	Staffing Alternatives	258	0.1%	Industrial	North Brunswick	NJ
135	SURESTAFF	256	0.1%	Industrial	Itasca	IL
136	RGP (Resources Connection)	254	0.1%	Finance/accounting	Irvine	CA
137	INSPYR Solutions ²²	253	0.1%	IT	Fort Lauderdale	FL
138	ATC Healthcare Services	250	0.1%	Per diem nurse	Lake Success	NY
138	Egon Zehnder	250	0.1%	Retained search	Zurich	CHE
138	LanceSoft	250	0.1%	Legal, International nurse	Herndon	VA

21. Includes revenue from acquisition of Horn Solutions in 4Q22.

22. Created from merger of TekPartners and Genuent. Does not include revenue from multiple acquisitions in 2023.

The revenue figures above represent SIA's best estimation based on available information at the time of publication. The accuracy of estimates may vary depending on multiple factors, including firms' willingness to provide or confirm information about their operations.

Largest Staffing Firms in the United States: 2023 Update

Ranked by estimated 2022 US staffing revenue

Rank	Company	2022 US Staffing Revenue (\$million)	Market Share	Largest segment(s)	Headquarters	
138	Starfish Partners ²³	250	0.1%	Direct hire, Retained search	Plano	TX
138	TransForce	250	0.1%	Industrial	Alexandria	VA
143	Genesis10	246	0.1%	IT	New York	NY
144	ZRG Partners ²⁴	245	0.1%	Retained search	Rochelle Park	NJ
145	PROMAN Staffing ²⁵	244	0.1%	Industrial	Northbrook	IL
146	Johnson Service Group	240	0.1%	Engineering, Industrial	Westmont	IL
146	Net2Source	240	0.1%	IT, Life sciences	Somerset	NJ
146	Spectraforce Technologies	240	0.1%	IT, Office/clerical	Raleigh	NC
149	MRINetwork	239	0.1%	Direct hire	Goose Creek	SC
150	ICONMA	236	0.1%	IT	Troy	MI
151	Hayes Locums	233	0.1%	Locum tenens	Fort Lauderdale	FL
152	The Select Group	229	0.1%	IT	Raleigh	NC
153	CoreMedical Group	227	0.1%	Travel nurse	Manchester	NH
154	ConnectRN	225	0.1%	Per diem nurse	Waltham	MA
155	LiquidAgents Healthcare	220	0.1%	Travel nurse	Plano	TX
155	Phaidon International	220	0.1%	Direct hire, Life sciences	New York	NY
157	True Search	215	0.1%	Retained search	Haddonfield	NJ
158	Allied Resources Medical Staffing	212	0.1%	Travel nurse	Exton	PA
159	Belcan	210	0.1%	Engineering	Cincinnati	OH
159	VDart	210	0.1%	IT	Alpharetta	GA

23. Includes revenue from acquisition of Direct Recruiters in 3Q22.

24. Includes revenue from multiple acquisitions in 2022.

25. Rebranded from Paramount Staffing in 2Q22. Does not include revenue from acquisition of PeopleShare in 2Q23.

The revenue figures above represent SIA's best estimation based on available information at the time of publication. The accuracy of estimates may vary depending on multiple factors, including firms' willingness to provide or confirm information about their operations.

Largest Staffing Firms in the United States: 2023 Update

Ranked by estimated 2022 US staffing revenue

Rank	Company	2022 US Staffing Revenue (\$million)	Market Share	Largest segment(s)	Headquarters	
161	Consulting Solutions ²⁶	209	0.1%	IT	Jacksonville	FL
162	Mastech Digital	202	0.1%	IT	Pittsburgh	PA
162	Optomi	202	0.1%	IT	Atlanta	GA
164	Highview Healthcare Partners	200	0.1%	Travel nurse	Buffalo	NY
164	LaborMAX Staffing	200	0.1%	Industrial	Kearney	MO
164	Mondo	200	0.1%	IT, Marketing/creative	New York	NY
167	NSC Technologies	197	0.1%	Industrial	Atlanta	GA
168	HCL Global Systems	195	0.1%	IT	Farmington Hills	MI
169	Hays	190	0.1%	IT	Tampa	FL
170	Green Key Resources	185	0.1%	Allied healthcare, Direct hire	New York	NY
170	Nightingale Nurses	185	0.1%	Travel nurse	Boca Raton	FL
170	Staffing 360 Solutions ²⁷	185	0.1%	Industrial	New York	NY
173	RTG Medical	184	0.1%	Travel nurse	Fremont	NE
174	Minute Men	181	0.1%	Industrial	Cleveland	OH
175	Matlen Silver	179	0.1%	IT	Somerville	NJ
176	TalentLaunch	178	0.1%	Industrial	Independence	OH
177	Harvey Nash (Nash Squared)	177	0.1%	IT	Wayne	NJ
178	GrapeTree Medical Staffing	176	0.1%	Per diem nurse	Milford	IA
179	Enterprise Solutions	175	0.1%	IT	Naperville	IL
180	Automation Personnel Services	171	0.1%	Industrial	Birmingham	AL

26. Includes revenue from multiple acquisitions in 2022.

27. Includes revenue from acquisition of Headway Workforce Solutions in 2Q22.

The revenue figures above represent SIA's best estimation based on available information at the time of publication. The accuracy of estimates may vary depending on multiple factors, including firms' willingness to provide or confirm information about their operations.

Largest Staffing Firms in the United States: 2023 Update

Ranked by estimated 2022 US staffing revenue

Rank	Company	2022 US Staffing Revenue (\$million)	Market Share	Largest segment(s)	Headquarters	
181	On Time Staffing	170	0.1%	Industrial	Cherry Hill	NJ
181	The Reserves Network ²⁸	170	0.1%	Industrial	Fairview Park	OH
183	MSRcosmos ²⁹	169	0.1%	IT	Stockton	CA
184	The Job Center Staffing	166	0.1%	Industrial	Cincinnati	OH
185	Ampcus	163	0.1%	IT	Chantilly	VA
185	GEE Group	163	0.1%	IT, Office/clerical	Jacksonville	FL
185	PageGroup	163	0.1%	Direct hire	Weybridge	GBR
188	Ascend Staffing ³⁰	162	0.1%	Industrial	North Salt Lake	UT
189	PeopleShare ³¹	161	0.1%	Industrial, Office/clerical	Collegeville	PA
190	All Star Healthcare Solutions	160	0.1%	Locum tenens	Deerfield Beach	FL
191	American Medical Staffing	159	0.1%	Travel nurse	Hunt Valley	MD
192	Advanced Group	156	0.1%	Life sciences	Chicago	IL
192	Creative Financial Staffing	156	0.1%	Finance/accounting	Boston	MA
194	MAS Medical Staffing	155	0.1%	Travel nurse, Per diem nurse	Londonderry	NH
194	System Soft Technologies	155	0.1%	IT	Tampa	FL
196	Luttrell Staffing Group	154	0.1%	Industrial	Kingsport	TN
197	Salo ³²	151	0.1%	Finance/accounting	Minneapolis	MN
197	TalentBurst	151	0.1%	IT, Engineering	Natick	MA
199	Diversified Search ³³	150	0.1%	Retained search	Philadelphia	PA
199	FlexTrades	150	0.1%	Industrial	Minneapolis	MN

28. Includes revenue from multiple acquisitions in 2022.

29. Includes revenue from acquisition of Synapsis Group in 1Q22.

30. Includes revenue from multiple acquisitions in 2022.

31. Acquired by PROMAN Staffing in 2Q23.

32. Acquired by Korn Ferry in 1Q23.

33. Includes revenue from acquisition of Alta Associates in 1Q22. Does not include revenue from acquisition of Yardstick Management in 1Q23.

The revenue figures above represent SIA's best estimation based on available information at the time of publication. The accuracy of estimates may vary depending on multiple factors, including firms' willingness to provide or confirm information about their operations.

Largest Staffing Firms in the United States: 2023 Update

Ranked by estimated 2022 US staffing revenue

Rank	Company	2022 US Staffing Revenue (\$million)	Market Share	Largest segment(s)	Headquarters	
199	LSI Staffing	150	0.1%	Industrial	Wichita	KS
199	Morales Group	150	0.1%	Industrial	Indianapolis	IN
199	Nelson	150	0.1%	Office/clerical, Industrial	Sonoma	CA
204	Epitec	146	0.1%	Engineering, IT	Southfield	MI
205	Resource Employment Solutions	145	0.1%	Industrial	Orlando	FL
205	StaffDNA	145	0.1%	Travel nurse	Plano	TX
207	DeWinter Group	143	0.1%	Finance/accounting	Campbell	CA
208	TERRA Staffing Group	141	0.1%	Industrial	Everett	WA
209	ZP Group	140	0.1%	IT	McLean	VA
210	Triple Crown Consulting	138	0.1%	IT	Austin	TX
211	IDR	137	0.1%	IT, Travel nurse	Alpharetta	GA
212	KellyMitchell Group	136	0.1%	IT	St. Louis	MO
212	KPG Healthcare	136	0.1%	Travel nurse, Locum tenens	Scottsdale	AZ
214	Staff Zone	135	0.1%	Industrial	Roswell	GA
214	TRC Staffing Services	135	0.1%	Office/clerical	Atlanta	GA
216	Integrity Staffing Solutions	134	0.1%	Industrial, Direct hire	Newark	DE
216	Interim HealthCare	134	0.1%	Per diem nurse	Sunrise	FL
218	PTS Advance	133	0.1%	Engineering	Irvine	CA
219	Open Systems Technologies (BAHA Industries)	131	0.1%	IT	New York	NY
219	Superbeo³⁴	131	0.1%	IT	Miami	FL

34. Includes revenue from acquisition of MWIDM in 4Q22.

The revenue figures above represent SIA's best estimation based on available information at the time of publication. The accuracy of estimates may vary depending on multiple factors, including firms' willingness to provide or confirm information about their operations.

Largest Staffing Firms in the United States: 2023 Update

Ranked by estimated 2022 US staffing revenue

Rank	Company	2022 US Staffing Revenue (\$million)	Market Share	Largest segment(s)	Headquarters	
221	Horizontal	130	0.1%	IT	St. Louis Park	MN
221	Kimco Staffing Services	130	0.1%	Industrial	Irvine	CA
221	V-Soft Consulting	130	0.1%	IT	Louisville	KY
224	Integrated Resources, Inc.	129	0.1%	Allied healthcare, Office/clerical	Edison	NJ
225	Advantis Global	124	0.1%	IT	San Francisco	CA
225	Atrium	124	0.1%	Office/clerical	New York	NY
227	Focus Staff	122	0.1%	Travel nurse, Allied healthcare	Dallas	TX
227	Penmac Staffing Services	122	0.1%	Industrial	Springfield	MO
229	DHR Global	120	0.1%	Retained search	Chicago	IL
229	Effex Management Solutions	120	0.1%	Industrial	Kingwood	TX
231	Eastridge Workforce Solutions	119	0.1%	Industrial	San Diego	CA
232	Barrett Business Services	117	0.1%	Industrial	Vancouver	WA
233	LaSalle Network	116	0.1%	Office/clerical, Finance/accounting	Chicago	IL
234	Healthcare IT Leaders	115	0.1%	IT	Alpharetta	GA
235	Balance Staffing	114	0.1%	Industrial	Stockton	CA
236	All Medical Personnel	113	0.1%	Travel nurse, Allied healthcare	Hollywood	FL
237	LGC Associates	111	0.1%	Industrial	Indianapolis	IN
238	Dedicated Nursing Associates	110	0.1%	Travel nurse	Delmont	PA
238	Healthcare Staffing Professionals	110	0.1%	Travel nurse, Allied healthcare	Reseda	CA
238	Nurses 24/7	110	0.1%	Travel nurse	Wayne	NJ

The revenue figures above represent SIA's best estimation based on available information at the time of publication. The accuracy of estimates may vary depending on multiple factors, including firms' willingness to provide or confirm information about their operations.

Largest Staffing Firms in the United States: 2023 Update

Ranked by estimated 2022 US staffing revenue

Rank	Company	2022 US Staffing Revenue (\$million)	Market Share	Largest segment(s)	Headquarters	
241	GDH Consulting	108	<0.1%	IT	Tulsa	OK
242	ASK Consulting	107	<0.1%	Office/clerical, IT	Alpharetta	GA
243	Job.com³⁵	105	<0.1%	Travel nurse, IT	Austin	TX
243	WittKieffer	105	<0.1%	Retained search	Oak Brook	IL
245	DRW & MSI Group	104	<0.1%	Locum tenens	Florham Park	NJ
245	Indotronix Avani	104	<0.1%	IT	Rochester	NY
245	STS Technical Services	104	<0.1%	Industrial	Brookfield	WI
248	Software Galaxy Systems	101	<0.1%	Allied healthcare, IT	Princeton	NJ
249	ICON Strategic Solutions (ICON plc)	100	<0.1%	Life sciences	Dublin	IRL
249	Summit Medical Staffing	100	<0.1%	Travel nurse	Fremont	NE
249	Trustpoint.One	100	<0.1%	Legal	Atlanta	GA
Total:		168,808	77.2%			

35. Includes revenue from multiple acquisitions in 2022.

The revenue figures above represent SIA's best estimation based on available information at the time of publication. The accuracy of estimates may vary depending on multiple factors, including firms' willingness to provide or confirm information about their operations.

Additional definitions and explanation of methodology

- For the purposes of this report, we define “staffing” revenue as revenue generated from the provision of temporary workers to business clients, as well as from “place & search” services (direct hire/permanent placement and retained search.) We also include revenue from “temp-to-hire” conversions. We exclude revenue generated from other services offered by staffing companies: consulting services where billing is based on deliverables; process outsourcing (MSP, RPO, HRO); PEO and payrolling; outplacement; VMS; and [“Talent Platform” services](#). Definitions of industry terms can be found in our [online lexicon](#).
- The “staffing” revenue figures found in this report conform to the above definition to facilitate consistency and comparability across companies. In addition, this definition of staffing revenue aligns with the market size estimates that we produced in our most recent [US Staffing Industry Forecast report](#), published in April 2023. This alignment allows us to calculate the market share for each listed company by dividing its staffing revenue by our 2022 market size estimate of \$218.8 billion.
- To the extent possible, the staffing revenue estimates shown in this report include the full-year (“pro forma”) 2022 revenue of any staffing firms acquired during 2022. We do this to more accurately reflect market share of the acquiring firm moving forward. We call out noteworthy staffing firm acquisitions in the footnotes of this report. More details can be found in our [M&A database](#).
- Revenue estimates reflect calendar year 2022 and include gross staffing revenue generated by franchises.
- Due to the complexity involved with producing the staffing revenue estimates in this report, the presence of acquisition revenue, and variability from one year to the next in the availability of data, comparisons of revenue estimates from last year’s report and this year’s report do not necessarily provide a reliable measure of revenue growth at a particular company or for a particular market segment. For better insight on revenue growth trends in the US staffing industry, we recommend our US forecast reports.
- Regarding the data sources used for this report, we invited staffing firms in February to complete a detailed Excel-based application form indicating 2022 staffing revenue by country and segment. A substantial majority of the companies appearing in this report supplied revenue information via the application form, which was then validated by comparison with other publicly available data. For companies that chose not to supply revenue information, we made staffing revenue estimates based on publicly available information and our own research. Revenue estimates were sent to company management for review, and in many cases feedback received resulted in more accurate final estimates.
- Regarding the headquarters locations listed in this report, we listed the US headquarters rather than the global headquarters for some staffing companies that have a parent company based outside of the US.
- We invite our readers to contact us with any questions on our revenue estimates and we welcome feedback or additional data that will assist us in our research coverage and improve our revenue estimates related to the companies featured in this report.

About Staffing Industry Analysts (SIA)





Founded in 1989, SIA is the global advisor on staffing and workforce solutions. Our proprietary research covers all categories of employed and non-employed work including temporary staffing, independent contracting and other types of contingent labor.

SIA's independent and objective analysis provides insights into the services and suppliers operating in the workforce solutions ecosystem including staffing firms, managed service providers, recruitment process outsourcers, payrolling/compliance firms and talent acquisition technology specialists such as vendor management systems, online staffing platforms, crowdsourcing and online work services. We also provide training and accreditation with our unique Certified Contingent Workforce Professional (CCWP) program.

Known for our award-winning content, data, support tools, publications, executive conferences and events, we help both suppliers and buyers of workforce solutions make better-informed decisions that improve business results and minimize risk. As a division of the international business media company, Crain Communications Inc., SIA is headquartered in Mountain View, California, with offices in London, England.

For more information: www.staffingindustry.com

Global coverage across the workforce solutions ecosystem, and latest SIA research and related news, follow us

 @SIAAnalysts, @SIAResearch and connect via    YouTube